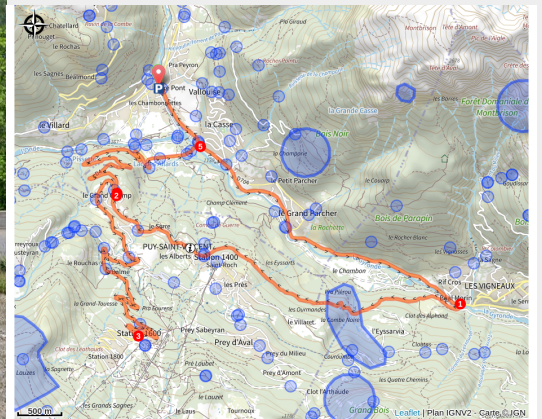


# Puy Saint Vincent Loop

Vallouise



(Rogier Van Rijn)



*Discover this pleasant loop that will take you to the family resort of Puy Saint Vincent, at either 1600 or 1800 meters of altitude, depending on how you feel on the day.*

The descent from Puy Saint Vincent resort is beautiful and enjoyable, this loop will give you a good workout without too much difficulty.

## Useful information

Practice : Cyclo

Duration : 1 h 30

Length : 23.2 km

Trek ascent : 641 m

Difficulty : Medium

Type : Loop

Themes : Top

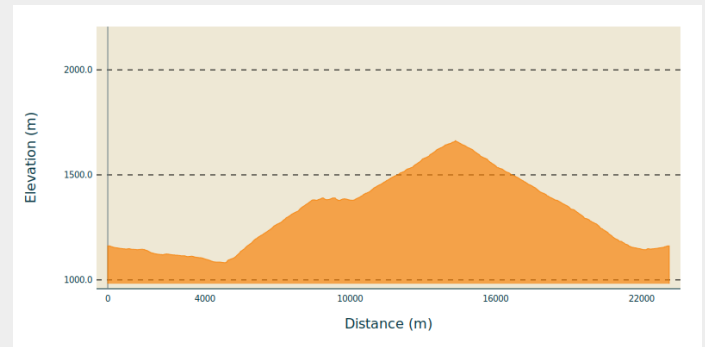
# Trek

**Departure** : Vallouise

**Arrival** : Vallouise

**Cities** : 1. Vallouise-Pelvoux  
2. Les Vigneaux  
3. Puy-Saint-Vincent

## Altimetric profile

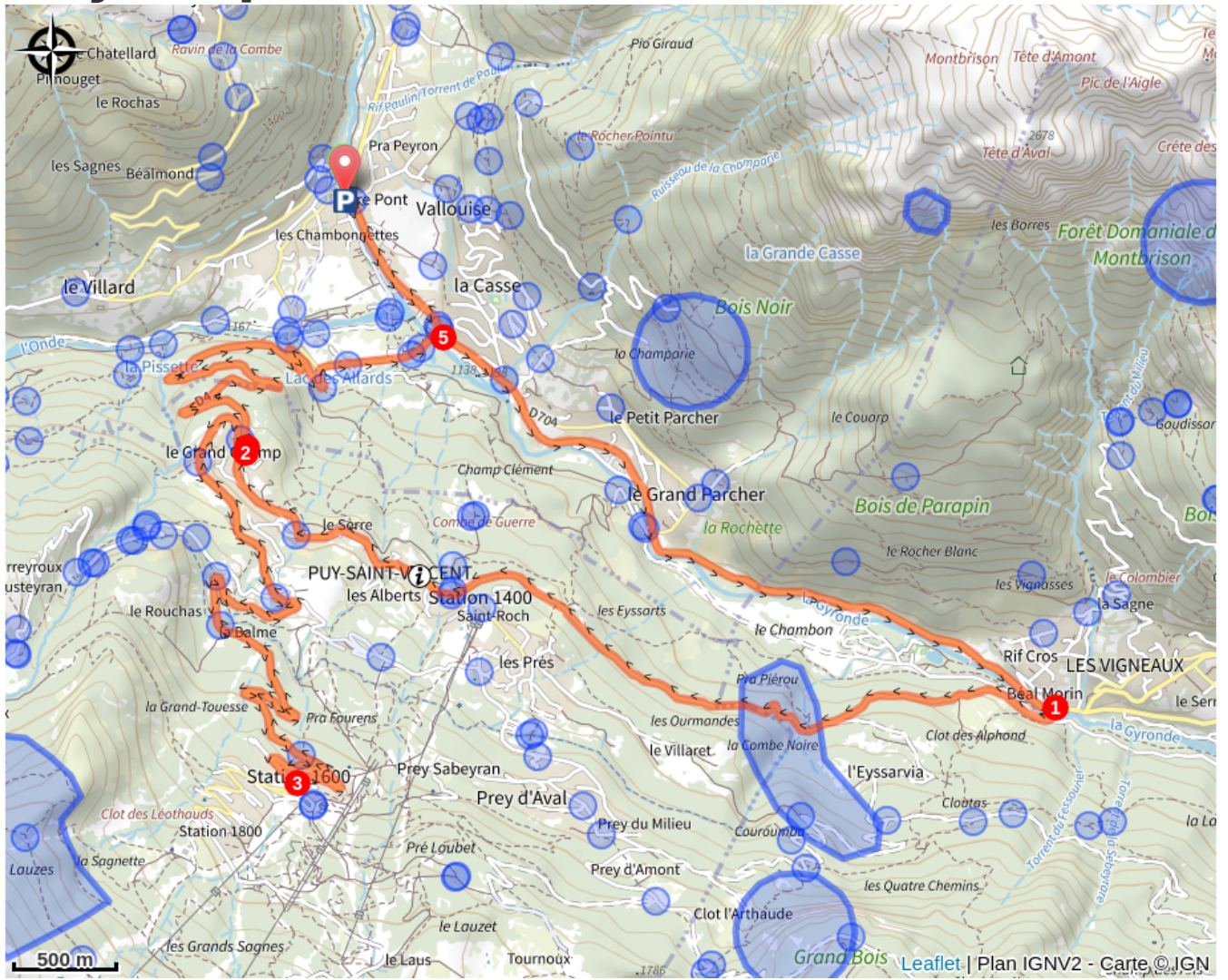


Min elevation 1082 m Max elevation 1663 m

The starting point is at the Gravière car park, in the centre of Vallouise. Head down following the Gyronde river, leave the village and continue until the entrance of the village of Les Vigneaux.

1. About 300 metres after entering the village, turn right at the bridge, cross the Gyronde and then continue on the right towards Puy Saint Vincent. After 4km of climbing, you will reach the village of Puy Saint Vincent (1400m), where the road levels out slightly.
2. Go through the village following the signs for "Station 1600-1800", then after a few kilometres, turn left towards Puy Saint Vincent 1600-1800, just before the exit sign for the village of Puy Saint Vincent.
3. Once you reach Station 1600, you can begin the descent, or continue up to Station 1800. The climb steepens slightly.
4. Head back down via the same road used on the way up, then at the junction at the exit of Puy Saint Vincent, turn left to descend towards Vallouise.
5. You will arrive in the centre of Vallouise, simply turn left to return to the car park.

# On your path...



# All useful information

## **Advices**

The route takes place on a road shared with cars, wearing a helmet and gloves is strongly recommended.

Don't forget to bring enough water and food for your ride.

Emergency number: 18

## **Gear**

Helmet

Windbreaker

Water

Food

Gloves

Appropriate footwear

## **How to come ?**

### Access

From Briançon, take the D4 to Les Vigneaux, then turn right onto the D994E to Vallouise. The car park is in the center of the village, next to the river.

### Advised parking

Gravière Car Park, Vallouise

# Environmental sensitive areas

Along your trek, you will go through sensitive areas related to the presence of a specific species or environment. In these areas, an appropriate behaviour allows to contribute to their preservation. For detailed information, specific forms are accessible for each area.

## Short-toed snake eagle

Sensitivity period: March, April, May, June, July, August, September

Contact: Parc National des Écrins  
Julien Charron  
julien.charron@ecrins-parcnational.fr

Nidification du Circaète-Jean-le-Blanc

Les pratiques qui peuvent avoir une interaction avec le Circaète-Jean-le-Blanc en période de nidification sont principalement les pratiques aériennes comme le vol libre ou le vol motorisé.

Merci d'essayer d'éviter la zone ou de rester à un distance minimale de 300m sol quand vous la survolez soit 1790m d'altitude !

## Short-toed snake eagle

Sensitivity period: March, April, May, June, July, August, September

Contact: Parc National des Écrins  
Julien Charron  
julien.charron@ecrins-parcnational.fr

Nidification du Circaète-Jean-le-Blanc.

Les pratiques qui peuvent avoir une interaction avec le Circaète-Jean-le-Blanc en période de nidification sont principalement les pratiques aériennes comme le vol libre ou le vol motorisé.

Merci d'essayer d'éviter la zone ou de rester à un distance minimale 300m sol quand vous survolez la zone ! Soit 1650m d'altitude pour cette zone.

## Information desks

### **Bureau d'Information Touristique de Puy Saint Vincent 1400**

110 route des Alberts - Station 1400,  
05290 Puy Saint Vincent 1400 m  
Tel : +33(0)4 92 23 35 80

<https://www.puysaintvincent.com/office-tourisme>



### **Bureau d'Information Touristique de Vallouise**

Place de l'Eglise, 05340 Vallouise

[contact@paysdesecrins.com](mailto:contact@paysdesecrins.com)

Tel : +33(0)4 92 23 36 12

<https://www.paysdesecrins.com/>



## Source



Pays des Ecrins

<https://www.paysdesecrins.com>